

Nuvoco Vistas Corp Ltd, Arasmeta Cement Plant, PO-Gopalanagar

Monitoring of source and Utilisation of Pet coke by authorised industries in NCR stated in view of hearing on 10.05.2018 in the Hon`ble supreme court order in the matter of M C Mehta Vs UOI & Ors, WP ©No. 13029/1985

A: Registration particulars

1	Name	Nuvoco Vistas Corp Ltd, Arasmeta Cement Plant
2	Type of Industry	Cement Plant
3	Address	PO-Gopalanagar, District -Janjgir-Champa (CG)
	Contact No	9893497148/49/50
	Fax.	(07817) 234286
4	Email.	<u>Shesh.pandey@nuvoco.in</u>
5	Consent under Air (Prevention and Control of Pollution) Act, 1981 No. & date of issue	No.8233/TS/CECB/2019 dated 13/03/2019
6	Consent validity up to	31/10/2021
7	Quantity of pet coke permitted for import and use under the consent MT/month & MT/year	Indian/Imported Petcoke 14,339 MT/month 1,72,068 MT/year
8	Sources of Pet coke	
9	Production permitted under consent MT/month & MT/year	Clinker -1.6 MTPA Cement -2.24 MTPA

B: Quarterly Procurement and Utilization of Pet coke

September 2018

1	Storage at the month (MT)	11234.407 MT [Dry basis]
2	Quantity of Petcoke procured/imported during the month and specify the source of Petcoke	Source -Indian Oil Corporation Ltd. Quantity : 0.00 MT (Plant Shut down)
3	Quantity of Petcoke used during the month	0.00 MT
4	Storage at the end of the month (MT)	11234.407 MT [Dry basis]

Shesh Pandey
06/10/18
Authorized Signatory with seal)

Oct to Dec 2018

1	Storage at the month (MT)	11234.407 MT [Dry basis]
2	Quantity of Petcoke procured/imported during the month and specify the source of Petcoke	Source -Indian Oil Corporation Ltd Quantity 8539.04 MT [Dry basis]
3	Quantity of Petcoke used during the month	6892.057 MT [Dry basis]
4	Storage at the end of the month (MT)	12881.39 MT [Dry basis]

Shesh Pandey
06/10/18
(Authorized Signatory with seal)

Jan to Mar 2019

1	Storage at the month (MT)	12881.39 MT [Dry basis]
2	Quantity of Petcoke procured/imported during the month and specify the source of Petcoke	Source -Indian Oil Corporation Ltd Quantity 5423.896 MT [Dry basis]
3	Quantity of Petcoke used during the month	8208.93 MT [Dry basis] (7320.318 MT+ Transfer to other unit - SCP 888.54 MT
4	Storage at the end of the month (MT)	10096.356 MT [Dry basis]

Spandya *Kall* 06/08
(Authorised Signatory with seal)

Apr to June 2019

1	Storage at the month (MT)	10096.356 MT [Dry basis]
2	Quantity of Petcoke procured/imported during the month and specify the source of Pet coke	Source -Indian Oil Corporation Ltd Quantity- 6991.725 MT [Dry basis]
3	Quantity of Petcoke used during the month	13145.05 MT [Dry basis] (11262.95 MT + Transfer to other unit -SCP 1882.1 MT
4	Storage at the end of the month (MT)	3943.031 MT [Dry basis]

Spandya *Kall* 06/08
(Authorised Signatory with seal)

Monitoring of Source and Utilization of Petcoke by authorized industries in NCR States in view of the hearing on 10.05.2018 in the Hon'ble Supreme Court Order in the matter of M C Mehta Vs UOI & Ors, WP C NO.

13029/1985

A: Registration Particulars

1	Name	ACC Limited, Jamul Cement works
2	Type of industries	Cement
3	Address	Vaibhav Dixit -Director plant ACC Limited, Jamul Cement Works PO: Jamul Cement Works Dist : Durg Pin code 490024
	Contact no	Tel No 0788 – 3054101
	Fax:	
4	Email	Vaibhav.dixit@acclimited.com
5	Consent under Air (Prevention and Control of Pollution) Act, 1981 No.& date of issue	No:8089/TS/CECB/2019 Dated : 07.03.2019
6	Consent validity up to	31.07.2020
7	Quantity of Pet coke permitted for import and for use under the Consent. MT/month &MT/year	25833 T / Month & 310000 tons/Year
8	Sources of Petcoke	Saudi Arab
9	Production permitted under the Consent MT/month &MT/year	Clinker : 3.00MTPA Cement :3.00MTPA CPP : 25 MW

B. Quarterly Procurement and utilization of Petcoke

September 2018

1	Storage at the start of the month (MT)	5915.117
2	Quantity of Petcoke procured imported during the month and specify the source of Petcoke	Source : Saudi Arab (Quantity 8453.89 tons)
3	Quantity of Petcoke used during the Month (Quarterly)	5395.1 tons
4	Storage at the end of the month (MT)	8973.91 tons

(Authorised Signatory with Seal)



Oct to Dec 2018

1	Storage at the start of the month (MT)	8973.91 tons
2	Quantity of Petcoke procured imported during the month and specify the source of Petcoke	Source : Saudi Arab (Quantity 20414.57 tons)
3	Quantity of Petcoke used during the Months (Quarterly)	22452.14 tons / Quarter (7484.06 Tons/ Mth.)
4	Storage at the end of the month (MT)	6936.34 tons

(Authorised Signatory with Seal)



Jan to Mar 2019

1	Storage at the start of the month (MT)	6936.34
2	Quantity of Petcoke procured imported during the month and specify the source of Petcoke	Source : Saudi Arab (Quantity 39777.15 Tons)
3	Quantity of Petcoke used during the Months (Quarterly)	34940.61 tons / Quarter (11646.87 Tons/ Mth.)
4	Storage at the end of the month (MT)	11772.88 Tons

(Authorised Signatory with Seal)



April to June 2019

1	Storage at the start of the month (MT)	11772.88
2	Quantity of Petcoke procured imported during the month and specify the source of Petcoke	Source : Saudi Arab (Quantity 42278.7 Tons)
3	Quantity of Petcoke used during the Months (Quarterly)	52575 tons/Quarter (17525.0 Tons/ Mth.)
4	Storage at the end of the month (MT)	1476.58 Tons


(Authorised Signatory with Seal)



Monitoring of Source and Utilisation of Petcoke by authorised industries in NCR States in View of the hearing on 10.05.2018 in the Hon'ble Supreme Court Order in the matter of M C Mehra Vs UOI & Ors, WP © No . 13029/1985

A: Registration Particulars																
1	Name M/s Ultratech Cement Ltd. (Unit-Rawan Cement Works)															
2	Type of Industry Manufacturing of Clinker & Cement (Red Category)															
3	Address P.O.Grasim Vihar Vill: Rawan Dist : Balodabazar (CG)															
	Contact No. 07726-288217, (M) 9824852309															
	Fax 07721-288215															
4	Email Uttam.tripahi@adityabirla.com															
5	Consent under Air (Prevention and Control of Pollution) Act, 1981 No. & Date of Issue 6418/TS/CECB/2018 Dtd 13/02/2018 For pet coke 117/TS/CECB/2019 Dtd.4/4/2019															
6	Consent Valid Up to 28/02/2021															
7	Quantity of Pet Coke permitted for import and for use under the Consent MT/Month & MT/Year 51458.33 MT/Month ,617500 MT/Annum															
8	Source of Pet Coke Import (or) –USA and Saudi Arabia from refineries in India – IOCL and RIL															
9	Production permitted under the Consent Clinker 6.5 MTPA,CTPP 80MW,WHRS 16MW															
B: Quarterly Procurement and utilisation of Pet Coke																
Sept'2018																
1	Storage at the start of the month (MT) 12826.816															
2	Quantity of Pet Coke procured / imported during the month and specify the source of Pet Coke <table border="1"> <thead> <tr> <th>Sr. No.</th> <th>Source</th> <th>Quantity, MT</th> </tr> </thead> <tbody> <tr> <td>1.</td> <td>IOCL, Paradeep</td> <td>15319.200</td> </tr> <tr> <td>2.</td> <td>RIL, Jamnagar</td> <td>9840.780</td> </tr> </tbody> </table>	Sr. No.	Source	Quantity, MT	1.	IOCL, Paradeep	15319.200	2.	RIL, Jamnagar	9840.780						
Sr. No.	Source	Quantity, MT														
1.	IOCL, Paradeep	15319.200														
2.	RIL, Jamnagar	9840.780														
3.	Quantity of Pet coke used during the month 31551.652															
4.	Storage at the end of the month (MT) 6435.144															
Oct to Dec 2018																
1	Storage at the start of the month (MT) 6435.144															
2.	Quantity of Pet Coke procured / imported during the month and specify the source of Pet Coke <table border="1"> <thead> <tr> <th>Sr. No.</th> <th>Source</th> <th>Quantity, MT</th> </tr> </thead> <tbody> <tr> <td>1.</td> <td>IOCL, Paradeep</td> <td>74246.440</td> </tr> <tr> <td>2.</td> <td>RIL, Jamnagar</td> <td>9857.910</td> </tr> <tr> <td>3.</td> <td>Trammo Inc.</td> <td>16117.800</td> </tr> <tr> <td></td> <td>Total</td> <td>100222.150</td> </tr> </tbody> </table>	Sr. No.	Source	Quantity, MT	1.	IOCL, Paradeep	74246.440	2.	RIL, Jamnagar	9857.910	3.	Trammo Inc.	16117.800		Total	100222.150
Sr. No.	Source	Quantity, MT														
1.	IOCL, Paradeep	74246.440														
2.	RIL, Jamnagar	9857.910														
3.	Trammo Inc.	16117.800														
	Total	100222.150														
3.	Quantity of Pet coke used during the month / period 74246.254															
4.	Storage at the end of the month (MT) 31422.210															

Note : Stock Transfer to Hirni Cement Works – Qty. 988.830 MT



UltraTech Cement Ltd.
(Unit : Rawan Cement Works)
Village : Rawan, Tehsil : Simga
P.O. : Grasim Vihar
Distt. : Balodabazar - Bhatapara (C.G.)

Jan to Mar 2019		
1	Storage at the start of the month (MT)	31422.210
2.	Quantity of Pet Coke procured / imported during the month and specify the source of Pet Coke	1 IOCL, Paradeep 24060.500
		2 RIL, Jamnagar 3589.760
		3 Sinopec Int. 33925.590
		4 Saudi Armco 23773.560
		Total 85349.410
3.	Quantity of Pet coke used during the month / period	98903.234
4.	Storage at the end of the month (MT)	17868.386
April to June 2019		
1	Storage at the start of the month (MT)	17868.386
2.	Quantity of Pet Coke procured / imported during the month and specify the source of Pet Coke	Sr. No.
		Source
		Quantity, MT
		01 IOCL, Paradeep 8068.980
		02 RIL, Jamnagar 65.200
		03 Sinopec Int. 110.060
04 TCP Petcoke 17293.190		
05 Saudi Armco 56280.250		
	Total 81817.680	
3.	Quantity of Pet coke used during the month / period	86221.366
4.	Storage at the end of the month (MT)	13464.700



(Authorised Signatory with Seal)

UltraTech Cement Ltd.

(Unit : Rawan Cement Works)

Village : Rawan, Tehsil : Simga

P.O. : Grasim Vihar

Distt. : Balodabazar - Bhatapara (C.O.)

SONADIH CEMENT PLANT : NUVOCO VISTAS CORPORATION LIMITED

Monitoring of source and Utilisation of Pet coke by authorised industries in NCR stated in view of hearing on 10.05.2018 in the Hon'ble supreme court order in the matter of M C Mehta Vs UOI & Ors, WP @No. 13029/1985

A: Registration particulars

1	Name	Nuvoco Vistas Corp Ltd, Sonadih Cement Plant
2	Type of Industry	Cement Plant
3	Address	PO-Raseda District -Balodabazar Bhatapara (CG)
	Contact No	9893019650
	Fax.	07727 272227
4	Email.	vinay.kale@nuvoco.in
5	Consent under Air (Prevention and Control of Pollution) Act, 1981 No. & date of issue	No.3008/TS/CECB/2017 dated 30/8/2017 and amendment for use of petcoke as feedstock No.989/TS/CECB/2019 dated 22/5/2019
6	Consent validity up to	31/08/2021
7	Quantity of pet coke permitted for import and use under the consent MT/month & MT/year	27300 MT/Month 3,27,600 MT/Year
8	Sources of Pet coke	Imported (or) from refineries in India
9	Production permitted under consent MT/month & MT/year	Clinker -3.5 MTPA Cement -1.0 MTPA Power generation by DG SET -16 MW

B: Quarterly Procurement and Utilization of Pet coke

September 2018

1	Storage at the month (MT)	14802 MT
2	Quantity of Petcoke procured/imported during the month and specify the source of Petcoke	Source 1. Indian Oil Corporation Limited- Quantity- 11498 MT
3	Quantity of Petcoke used during the month	6218 MT
4	Storage at the end of the month (MT)	20082 MT


(Authorised Signatory with seal)

Oct to Dec 2018

1	Storage at the month (MT)	20082 MT
2	Quantity of Petcoke procured/imported during the month and specify the source of Petcoke	Source 1 – Indian Oil Corporation Limited- -(Quantity 23275 MT)
3	Quantity of Petcoke used during the month	21615 MT
4	Storage at the end of the month (MT)	21743 MT


(Authorised Signatory with seal)

Jan to Mar 2019

1	Storage at the month (MT)	21743 MT
2	Quantity of Petcoke procured/imported during the month and specify the source of Petcoke	Source 1 – Indian Oil Corporation Limited- (Quantity -9010 MT)
3	Quantity of Pet coke used during the month	26427 MT
4	Storage at the end of the month (MT)	4326 MT


(Authorised Signatory with seal)

Apr to June 2019

1	Storage at the month (MT)	4326 MT
2	Quantity of Petcoke procured/imported during the month and specify the source of Petcoke	Source 1 Indian Oil Corporation Limited- ,(Quantity- 31783 MT) Source 2.- ESSAR Limited(Quantity - 3349 MT)
3	Quantity of Petcoke used during the month	24380 MT
4	Storage at the end of the month (MT)	15078 MT


(Authorised Signatory with seal)

Monitoring of Source and Utilisation of Petcoke by authorised industries in NCR States in View of the hearing on 10.05.2018 in the Hon'ble Supreme Court Order in the matter of M C Mehra Vs UOI & Ors, WP © No . 13029/1985

A: Registration Particulars							
1	Name M/s Century Cement						
2	Type of Industry Manufacturing of Clinker & Cement (Red Category)						
3	Address P.O.Baikunth Dist Raipur (CG)						
	Contact No. 07721-261222, (M) 9009277678						
	Fax 07721-261230						
4	Email rajpalsingh.rana@centurycement.com ashwani.singh@centurycement.com,						
5	Consent under Air (Prevention and Control of Pollution) Act, 1981 No. & Date of Issue 1776/TS/CECB/2019 Dtd 18/06/2019						
6	Consent Valid Up to 31/07/2021						
7	Quantity of Pet Coke permitted for import and for use under the Consent MT/Month & MT/Year 16,500 MT/Month & 1,98,000 MT/Year						
8	Source of Pet Coke Import (or) from refineries in India						
9	Production permitted under the Consent Clinker 16.7 LTPA & Cement 24.0 LTPA						
B: Quarterly Procurement and utilisation of Pet Coke							
Sept'2018							
1	Storage at the start of the month Net Qty (MT) 3205.633						
2.	Quantity of Pet Coke procured / imported during the month and specify the source of Pet Coke <table border="1"> <thead> <tr> <th>Sr. No.</th> <th>Source</th> <th>Quantity, MT</th> </tr> </thead> <tbody> <tr> <td colspan="3" style="text-align: center;">NIL</td> </tr> </tbody> </table>	Sr. No.	Source	Quantity, MT	NIL		
Sr. No.	Source	Quantity, MT					
NIL							
3.	Quantity (Net) of Pet coke used during the month NIL						
4.	Storage at the end of the month (MT) 3205.633						
Oct to Dec 2018							
1	Storage at the start of the month Net Qty (MT) 3205.633						
2.	Quantity of Pet Coke procured / imported during the month and specify the source of Pet Coke <table border="1"> <thead> <tr> <th>Sr. No.</th> <th>Source</th> <th>Quantity, MT</th> </tr> </thead> <tbody> <tr> <td colspan="3" style="text-align: center;">NIL</td> </tr> </tbody> </table>	Sr. No.	Source	Quantity, MT	NIL		
Sr. No.	Source	Quantity, MT					
NIL							
3.	Quantity (Net) of Pet coke used during the month NIL						
4.	Storage at the end of the month Net Qty (MT) 3205.633						

Jan to Mar 2019								
1	Storage at the start of the month Net Qty (MT)	3205.633						
2.	Quantity of Pet Coke procured / imported during the month and specify the source of Pet Coke	<table border="1"> <thead> <tr> <th>Sr. No.</th> <th>Source</th> <th>Quantity, MT</th> </tr> </thead> <tbody> <tr> <td colspan="3">NIL</td> </tr> </tbody> </table>	Sr. No.	Source	Quantity, MT	NIL		
Sr. No.	Source	Quantity, MT						
NIL								
3.	Quantity (Net) of Pet coke used during the month	NIL						
4.	Storage at the end of the month Net Qty (MT)	3205.633						
April to June 2019								
1	Storage at the start of the month Net Qty (MT)	3205.633						
2.	Quantity of Pet Coke procured / imported during the month and specify the source of Pet Coke	<table border="1"> <thead> <tr> <th>Sr. No.</th> <th>Source</th> <th>Quantity, MT</th> </tr> </thead> <tbody> <tr> <td colspan="3">NIL</td> </tr> </tbody> </table>	Sr. No.	Source	Quantity, MT	NIL		
Sr. No.	Source	Quantity, MT						
NIL								
3.	Quantity (Net) of Pet coke used during the month	3205.633						
4.	Storage at the end of the month Net Qty (MT)	NIL						



R.P.S.Rana

Vice President (Production)

CENTURY CEMENT
P.O.BAIKUNTH - 493 116
Dist. Raipur (C.G.)



Ambuja Cements Ltd.

Monitoring of source and Utilisation of Pet coke by authorised industries in NCR stated in view of hearing on 10.05.2018 in the Hon'ble supreme court order in the matter of M C Mehta Vs UOI & Ors, WP ©No. 13029/1985

A: Registration particulars

1	Name	M/s. Ambuja Cements Ltd.
2	Type of Industry	Cement
3	Address	Post – Rawan, Tehsil – Baloda Bazar, Dist. – Baloda Bazar-Bhatapara (CG)
	Contact No	8982073666
	Fax.	07727-220004
4	Email.	sanjay.yadava@ambujacement.com
5	Consent under Air (Prevention and Control of Pollution) Act, 1981 No. & date of issue	Line-1 CTO vide letter No. 898 /TS/CECB/ 2019 Atal Nagar, Dated 16 /05 / 2019 Line-2 CTO vide letter No. 900 /TS/CECB/ 2019 Atal Nagar, Dated 16 /05 / 2019
6	Consent validity up to	Line-1 CTO valid up to 31.08.2021 Line-2 CTO valid up to 31.03.2024
7	Quantity of pet coke permitted for import and use under the consent MT/month & MT/year	Line-1 Quantity of pet coke 17706 Metric Tonnes/Month 1,94,766 Metric Tonnes/Year Line-2 Quantity of pet coke 28200 Metric Tonnes/Month 3,10,000 Metric Tonnes/Year
8	Sources of Pet coke	Imported (or) from refineries in India
9	Production permitted under consent MT/month & MT/year	Line-1 as per CTO Cement 3.5 million tonnes/ Year Line-2 as CTO Clinker 3.1 million tonnes/ Year

B: Quarterly Procurement and Utilization of Pet coke July to September 2018

1	Storage at the month (MT) 01.07.2018	13203.61 MT
2	Quantity of Petcoke procured/imported during the month and specify the source of Petcoke	Source: Saudi and Reliance (Quantity 32850.30 MT)
3	Quantity of Petcoke used during the month	29990.36 MT (July to September 2018)
4	Storage at the end of the month (MT) 30.09.2018	16063.55 MT



(Authorised Signatory with seal)

Oct to Dec 2018

1	Storage at the month (MT) 01.10.2018	16063.55 MT
2	Quantity of Petcoke procured/imported during the month and specify the source of Petcoke	Source: Saudi and Reliance (Quantity 42654.77 MT)
3	Quantity of Petcoke used during the month	53305.74 MT (Oct to Dec 2018)
4	Storage at the end of the month (MT) 31.12.2018	5412.58 MT



(Authorised Signatory with seal)

Jan to Mar 2019

1	Storage at the month (MT) 01.01.2019	5412.58 MT
2	Quantity of Petcoke procured/imported during the month and specify the source of Petcoke	Source: Saudi and Reliance (Quantity 61831.31MT)
3	Quantity of Pet coke used during the month	51101.39 MT (Jan to Mar 2019)
4	Storage at the end of the month (MT) 31.03.2019	16142.50 MT



(Authorised Signatory with seal)

Apr to June 2019

1	Storage at the month (MT) 01.04.2019	16142.50 MT
2	Quantity of Petcoke procured/imported during the month and specify the source of Petcoke	Source: U.S.A. (Quantity 52989.29 MT)
3	Quantity of Petcoke used during the month	40477.88 MT (Apr to June 2019)
4	Storage at the end of the month (MT) 30.06.2019	28653.91 MT



(Authorised Signatory with seal)

**Monitoring of Source and Utilization of Petcoke by authorized industries in
NCR States in view of the hearing on 10.05.2018 in the Hon'ble Supreme
Court Order in the matter of M C Mehta Vs UOI & Ors, WP© NO. 13029/1985**

A: Registration Particulars

1	Name	Emami Cement Limited
2	Type of Industry	Cement
3	Address	Emami Cement Limited, Vill. Risda, PO: Baloda Bazar, Dist: Baloda Bazar-Bhatapara (C.G.) - 493332
	Contact No:	7247071000
	Fax:	07727-222033
4	Email:	Anant.mahobe@emamicement.com
5	Consent Under Air (Prevention and Control of Pollution) Act, 1981 No. & Date of issue	1160/TS/CECB/ 2019, Atal Nagar, Dated: 03.06.2019
6	Consent Validity up to	31.01.2020
7	Quantity of Pet coke permitted for import and for use under the Consent MT/month & MT/year	27900 MT/month 3,20,400 MT/year
8	Sources of Petcoke	M/s Swiss Singapore Overseas M/s. Tricon Energy India Pvt. Ltd. M/s.Ticon Energy Limited
9	Production permitted under the Consent MT/month & MT/year	Clinker: 3.2 MTPA Cement: 3.0 MTPA

B: Quarterly Procurement and Utilisation of Petcoke

September 2018

1.	Storage at the start of the month (MT)	35290
2.	Quantity of Petcoke procured/ imported during the month and specify the source of Petcoke	Source 1: M/s Swiss Singapore Overseas (Quantity 3649.04 MT), Source 2:M/s. Tricon Energy India Pvt. Ltd (Quantity 12139.38)
3.	Quantity of Petcoke used during the month	21031 MT
4.	Storage at the end of the month (MT)	30047

[Handwritten Signature]
8024

[Handwritten Signature]
Shankar Singh
GM/CS

(Authorised Signatory with Seal)

[Handwritten Signature]



Oct to Dec 2018

1.	Storage at the start of the month (MT)	30047
2.	Quantity of Petcoke procured/ imported during the month and specify the source of Petcoke	Source 1: M/s Swiss Singapore Overseas (Quantity 4072.16 MT), Source 2: M/s. Tricon Energy India Pvt. Ltd. (Quantity 432.64), Source3: M/s. Ticon Energy Limited (Quantity 38131.13)
3.	Quantity of Petcoke used during the month	58892 MT
4.	Storage at the end of the month (MT)	49976

cem

Shafiqul Islam
CEM
 (Authorised Signatory with Seal)



Jan to Mar 2019

1.	Storage at the start of the month (MT)	49976
2.	Quantity of Petcoke procured/ imported during the month and specify the source of Petcoke	Source 1: M/s Swiss Singapore Overseas (Quantity 197.24 MT), Source 2: M/s. Tricon Energy India Pvt. Ltd. (Quantity 1267.85), Source3: M/s. Ticon Energy Limited (Quantity 14305.48)
3.	Quantity of Petcoke used during the month	51480 MT
4.	Storage at the end of the month (MT)	35692

cem

Shafiqul Islam
CEM
 (Authorised Signatory with Seal)



Apr to Jun 2019

1.	Storage at the start of the month (MT)	35692
2.	Quantity of Petcoke procured/ imported during the month and specify the source of Petcoke	Source 1: M/s Swiss Singapore Overseas (Quantity 38952.89 MT), Source 2: M/s. Tricon Energy Limited (Quantity 437.97)
3.	Quantity of Petcoke used during the month	58024 MT
4.	Storage at the end of the month (MT)	46072


SICM


(Authorised Signatory with Seal)




Annexure-1

A: Registration Particulars

1.	Name	Shree Raipur Cement Plant (A Unit of Shree Cement Limited)
2.	Type of Industry	Cement Industry
3.	Address	Khaparadih, Tehsil- Simga Dist:- Baloda Bazar- Bhatapara (C.G)
	Contact No.	9116667511
	Fax:	
4.	Email:	srcpenvironment@shreecement.com
5.	Consent under Air (Prevention and Control of Pollution) Act, 1981 No. & date of issue	Order No. 6673/TS/CECB/2018 Atal Nagar, Dated:- 14.12.2018
6.	Consent validity upto	31.01.2020
7.	Quantity of pet coke permitted for import and for use under the Consent, MT/ month & MT/ year	0.048 Million Ton/ Month 0.52 Million Ton / Year
8.	Sources of Petcoke	United Arab Emirates
9.	Production permitted under the Consent MT/month & MT/year	0.48 Million Ton/ Month 5.2 Million Ton/ Year

B: Quarterly Procurement and Utilization of Petcoke September 2018

1.	Storage at the start of the month (MT)	Nil
2.	Quantity of Petcoke procured/ imported during the Quarter and specify the source of Petcoke	Nil
3.	Quantity of Petcoke used during the Quarter	Nil
4.	Storage at the end of the month (MT)	Nil

ABINASH DAS - 


(Authorized Signatory with Seal)



October to December 2018

1.	Storage at the start of the month (MT)	Nil
2.	Quantity of Petcoke procured/ imported during the Quarter and specify the source of Petcoke	United Arab Emirates 250.22
3.	Quantity of Petcoke used during the Quarter	Nil
4.	Storage at the end of the month (MT)	250.22

#Note:- Import of petcoke started in the month of December 2018

ABINASH DAS - 


(Authorized Signatory with Seal)



January to March 2019

1.	Storage at the start of the month (MT)	250.22
2.	Quantity of Petcoke procured/ imported during the Quarter and specify the source of Petcoke	United Arab Emirates 58827.39
3.	Quantity of Petcoke used during the Quarter	33439
4.	Storage at the end of the month (MT)	25638.39

ABINASH DAS - *Abinash*

(Authorized Signatory with Seal)



April to June 2019

1.	Storage at the start of the month (MT)	25638.39
2.	Quantity of Petcoke procured/ imported during the Quarter and specify the source of Petcoke	United Arab Emirates 77971.24
3.	Quantity of Petcoke used during the Quarter	64111
4.	Storage at the end of the month (MT)	39498.8

ABINASH DAS - *Abinash*

(Authorized Signatory with Seal)



Monitoring of Sources of Petcoke by authorized industries in NCR states in view of the hearing on 10.052018 in the Honourable Supreme Court Order in the matter of M C Mehta Vs UOI & Ors.WP.NO.13029/1985

A:Registration Particular

1	Name	UltraTech Cement Limited , Hirmi Cement Works
2	Type of Industries	Cement
3	Address	At/P.O – Hirmi- , Tehsil –Simga , Dist –Balodabazar-Bhatapara (C.G). PIN-493195
	Contact No	9977600253
	Fax:	-
4	Email:	Prasanta.das@adityabirla.com
5	Consent under Air (prevention and Control of Pollution Act,1981) No and Date of Issue	115/TS/CECB/2019 Dt.04.04.2019 (amendment for petcoke of CTO No.7551/TS/CECB/2018 dt24.03.2018.)
6	Consent Validity upto	31.05.2023
7	Quantity of Petcoke permitted for import and for use under the consent. MT/Month and MT/Year	26000 MT/Month , 275000 MT/Year
8	Sources of Petcoke	USA and Saudi Arabia .
9	Production permitted under the consent. MT/Month and MT/Year	2.75 Millon Ton Per Annum

B: Quarterly Procurement and Utilisation of Pet Coke

Setember2018			
1	Storage at the Start of the month(MT)	6634.032	
2	Quantity of petcoke procured imported during the month and Specify the source of petcoke	Source 1.PETCOKEIMP	Quantity:507.394
		Source 2.PETCOKEIMPSD	Quantity:133.377
		Source 3. Nil	Quantity: Nil
3	Quantity of petcoke used during the month	7265.616	
4	Storage at the end of the month(MT)	9.187	

Source
 Petcoke imp. - fm USA
 Petcoke imp SD - fm Saudi Arabia

C. + V

(Authorised Signature with seal)




Oct to Dec 2018			
1	Storage at the Start of the month(MT)	9.187	
2	Quantity of petcoke procured imported during the month and Specify the source of petcoke	Source 1.PETCOKEIMP	Quantity:490.14
		Source 2.PETCOKEIMPSD	Quantity:20398.13
		Source 3. Nil	Quantity: Nil
3	Quantity of petcoke used during the month	13385.484	
4	Storage at the end of the month(MT)	7511.973	


(Authorised Signature with seal)



Jan to Mar 2019			
1	Storage at the Start of the month(MT)	7511.973	
2	Quantity of petcoke procured imported during the month and Specify the source of petcoke	Source 1.PETCOKEIMP	Quantity:0
		Source 2.PETCOKEIMPSD	Quantity:20886.152
		Source 3. Nil	Quantity: Nil
3	Quantity of petcoke used during the month	20497.185	
4	Storage at the end of the month(MT)	7900.94	


(Authorised Signature with seal)



April to Jun 2019			
1	Storage at the Start of the month(MT)	7900.94	
2	Quantity of petcoke procured imported during the month and Specify the source of petcoke	Source 1.PETCOKEIMP	Quantity:19027.2
		Source 2.PETCOKEIMPSD	Quantity:14178.75
		Source 3. Nil	Quantity: Nil
3	Quantity of petcoke used during the month	10614.474	
4	Storage at the end of the month(MT)	30492.416	

*Some
Petcoke imp - from USA
Petcoke imp SD - from Saudi Arabia*


(Authorised Signature with seal)



Monitoring of Source and Utilization of Pet coke by authorized industries in NCR States in View of the Hearing on 10-05-2018. In the Hon' ble Supreme Court Order in the Matter of M C Mehta Vs UOI & Ors, WP No. 13029/1985 -

A : Registration Particulars -

1	Name	JK LAKSHMI CEMENT LTD.
2	Type of Industry	INTEGRATED CEMENT PLANT
3	Address	Malpuri Khurd, Khasadih, PO- Ahiwara, Tehsil, Dhamdha, Dist- Durg, Chhattisgarh- 490036
	Contact No.	7898909189
	Tele/Fax :	8966909120
4	Email :	<u>dr.satishmishra@durg.jkmail.com</u>
5	Consent under Air (Prevention and Control of Pollution) Act , 1981 No. & Date of Issue	No. 671/TS/CECB/2019 Atal Nagar Dated – 08/05/2019
6	Consent validity' up to	17/08/2023
7	Quantity of Pet coke Permitted for Import and for Use under the consent, MT/Month & MT/Year	20,833.3 Metric Tonnes Per Month & 2,50,000.0 Metric Tonnes Per Annum
8	Sources of Pet coke	Imported
9	Production Permitted under the consent, MT/Month & MT/Year	Clinker Production (Phase I) – 1.98 MTPA Cement Production (Phase I) – 5.0 MTPA Waste Heat Recovery Based Power Plant – 10 MW

B : Quarterly Procurement and Utilization of Pet coke**September 2018**

1	Storage at the start of the month (MT)	4861.104
2	Quantity of pet coke procured/imported during the month and specify the source of Pet coke	1. RELIANCE INDUSTRIES LTD - 3834.32 2. INDIAN OIL CORPORATION LTD - 11485.27
3	Quantity of Pet coke used during the month	6565.96
4	Storage at the end of the month (MT)	13614.738

Oct to Dec 2018

1	Storage at the start of the Quarter (MT)	13614.738
2	Quantity of Pet coke procured/imported during the Quarter and specify the source of Pet coke	INDIAN OIL CORPORATION LTD - 26,531.96
3	Quantity of Pet coke used during the Quarter	22,032.85
4	Storage at the end of the Quarter (MT)	18113.852

Jan to March 2019

1	Storage at the start of the Quarter (MT)	18,113.85
2	Quantity of Pet coke procured/imported during the Quarter and specify the source of Pet coke	INDIAN OIL CORPORATION LTD - 20,855.38
3	Quantity of Pet coke used during the Quarter	25,388.29
4	Storage at the end of the Quarter (MT)	13,580.94

Apr to Jun 2019

1	Storage at the start of the Quarter (MT)	13,580.94
2	Quantity of Pet coke procured/imported during the Quarter and specify the source of Pet coke	INDIAN OIL CORPORATION LTD - 26,163.53
3	Quantity of Pet coke used during the Quarter	29,675.21
4	Storage at the end of the Quarter (MT)	10,069.26


(Authorised Signatory With Seal)

